


Revisions	
Δ 06/02/26	AAC
Δ	
Δ	
Δ	
Δ	
Δ	
Δ	

Phase:
PERMIT
DOCUMENTS

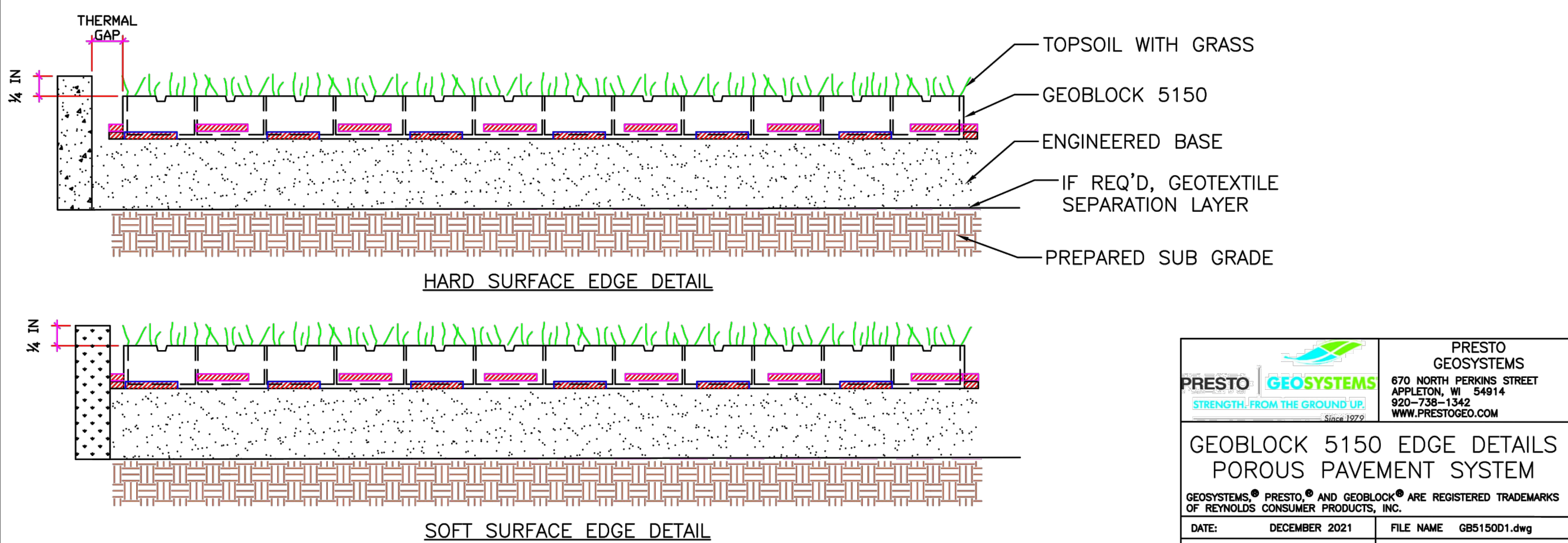


Scale:	Date
N.T.S.	03/07/25
Job No.	Plot Date
24-1832.00	04/22/26
Drawn by	Sheet No.
BMK	C4.2
Proj. Mgr.	
BMK	
Appr. by	— of —
BMK	

This document has been digitally
signed and sealed by
Blake M. Kidwell on 04/23/2026.

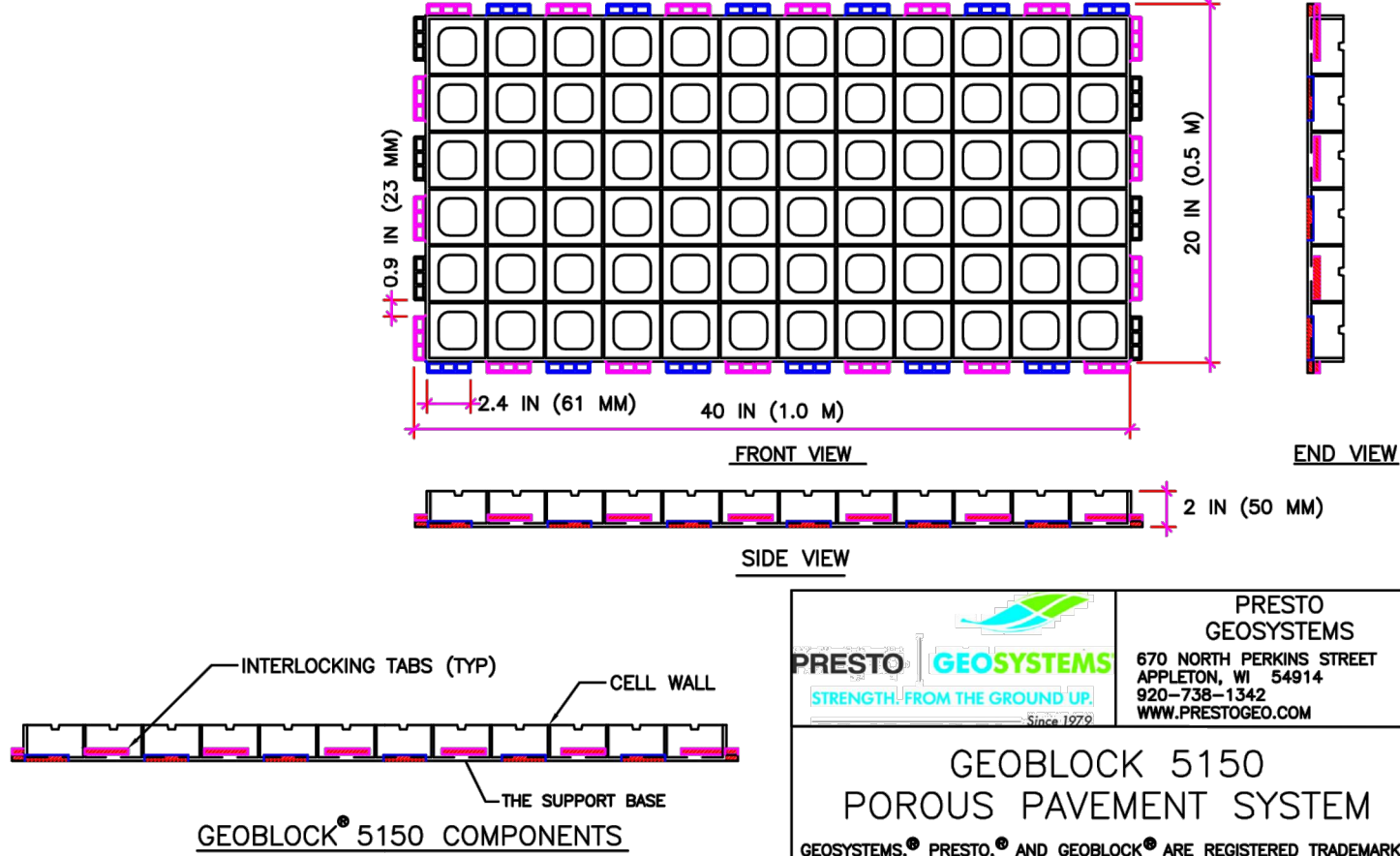
Printed copies of this document are not
considered signed and sealed.

- Notes:
- This information is based on the use of GEOBLOCK 5150 manufactured by Reynolds Presto Products, Inc. All rights reserved. Any use of this information for any rigid porous paver product other than that manufactured by Reynolds Presto Products, Inc. is strictly prohibited and makes this information invalid.
 - Against hard surfaces (concrete, asphalt, paver block, etc.):
 - Place the top of the Geoblock5150 panels $\frac{1}{4}$ " below the top of the hard surface.
 - Provide a thermal gap between the hard surface and the edge of the GEOBLOCK 5150 panels. Thermal gap shall be 1 inch for every 20 lineal feet of GEOBLOCK 5150 pavement.
 - Against soft surfaces (topsoil, sod, landscape elements, etc.):
 - Place the top of the Geoblock5150 panels $\frac{1}{4}$ " below the top of the hard surface.
 - No thermal gap between the soft surface and the edge of the GEOBLOCK 5150 panels is required. Abut the GEOBLOCK 5150 panels to the soft surface.
 - Refer to the GEOBLOCK 5150 Design and Construction Overview for a complete description of the design and construction methods.

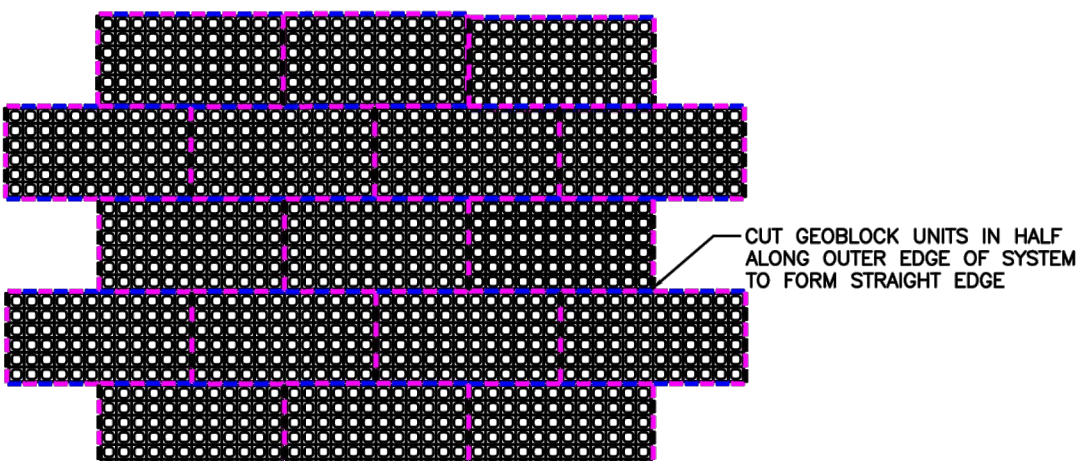


PRESTO GEOSYSTEMS STRENGTH FROM THE GROUND UP! Since 1972	PRESTO GEOSYSTEMS 670 NORTH PERKINS STREET APPLETON, WI 54914 920-738-1342 WWW.PRESTOGEO.COM
GEOBLOCK 5150 EDGE DETAILS POROUS PAVEMENT SYSTEM	
GEOSYSTEMS®, PRESTO®, AND GEOBLOCK® ARE REGISTERED TRADEMARKS OF REYNOLDS CONSUMER PRODUCTS, INC.	
DATE: DECEMBER 2021	FILE NAME: GB515001.dwg
SCALE: NTS	SHEET 1

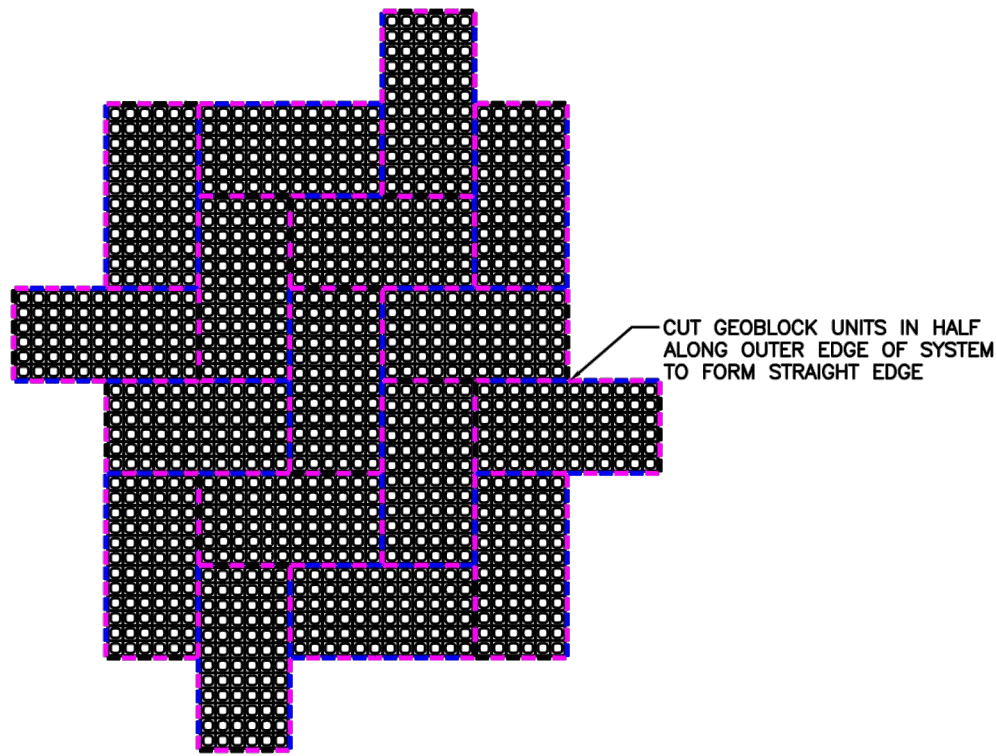
GEOBLOCK 5150 MATERIAL SPECIFICATION	
MATERIAL	UP TO 100% RECYCLED POLYETHYLENE
COLOR	RANGES DARK SHADES GRAY TO BLACK
CHEMICAL RESISTANCE	SUPERIOR
CARBON BLACK FOR UV STABILIZATION, %	1.5 TO 2.0%
UNIT MIN CRUSH STRENGTH – EMPTY @ 70F (21C)	420 PSI (2,900 KPa)
UNIT MIN CRUSH STRENGTH – SAND FILLED @ 70F (21C)	7,058 PSI (48,734 KPa)
FLEXURAL MODULUS @ 73F (21C)	35,000 PSI (240,000 KPa)
NOMINAL DIMENSIONS – WIDTH X LENGTH	20 X 40 IN (0.5 X 1.0 M)
NOMINAL UNIT DEPTH	2 IN (50 MM)
CELLS PER UNIT	72
CELL SIZE	3.1 X 3.2 IN (79 X 81 MM)
TOP OPEN AREA PER UNIT	87%
BOTTOM OPEN AREA PER UNIT	41%
INTERLOCKING OFFSET SHEAR TRANSFER PINS	12 TABS PER 40 IN (PER 1 M)
NOMINAL WEIGHT PER UNIT	9.0 LBS (4.1 KG)
RUNOFF COEFFICIENT @ 2.5 IN/HR (64 MM) RAIN	0.15
UNITS PER PALLET	50



PRESTO GEOSYSTEMS STRENGTH FROM THE GROUND UP! Since 1972	PRESTO GEOSYSTEMS 670 NORTH PERKINS STREET APPLETON, WI 54914 920-738-1342 WWW.PRESTOGEO.COM
GEOBLOCK 5150 POROUS PAVEMENT SYSTEM	
GEOSYSTEMS®, PRESTO®, AND GEOBLOCK® ARE REGISTERED TRADEMARKS OF REYNOLDS CONSUMER PRODUCTS, INC.	
DATE: DECEMBER 2021	FILE NAME: GB5150A1.dwg
SCALE: NTS	SHEET 1



TYPICAL LAYOUT – BRICKLAYER PATTERN



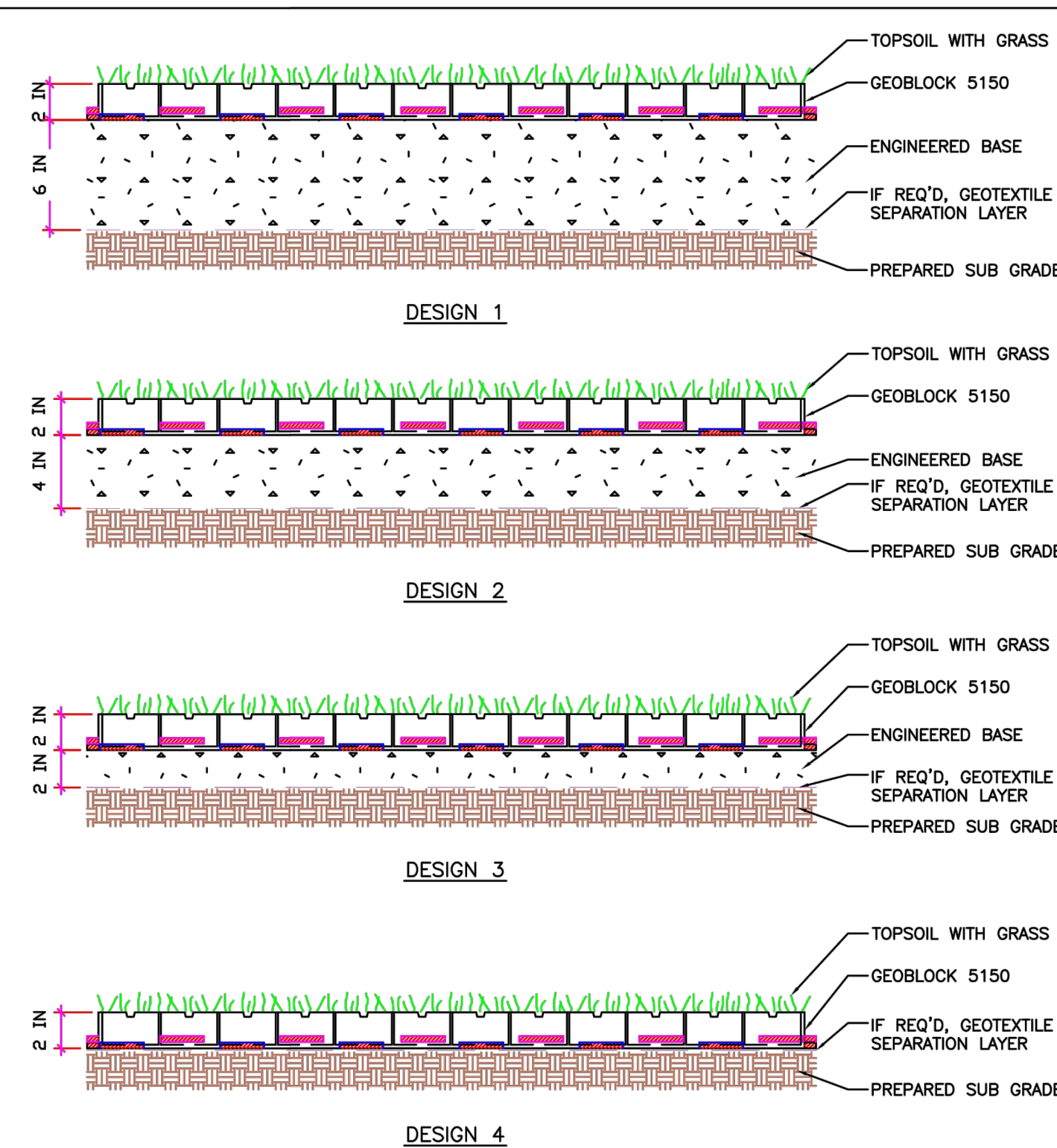
TYPICAL LAYOUT – HERRINGBONE PATTERN

DESIGN GUIDELINES – BASE DEPTH

LOAD DESCRIPTION	CBR 2 – 4%	CBR > 4%
Heavy Fire Truck Access & H/HS25 loading. Typical 110 psi (758 kPa) tire pressure. Single axle loadings of 40 kips (178 kN). Gross vehicle weight of 90,000 lbs (40.1 MT).	Design 1 – 6" Base	Design 2 – 4" Base
Heavy Fire Truck Access & H/HS20 loading. Typical 110 psi (758 kPa) tire pressure. Single axle loadings of 32 kips (145 kN). Gross vehicle weight of 80,000 lbs (36.3 MT).	Design 1 – 6" Base	Design 2 – 4" Base
Light Fire Truck Access & H/HS15 loading. Typical 85 psi (586 kPa) tire pressure. Single axle loadings of 24 kips (110 kN). Gross vehicle loads of 60,000 lbs (27.2 MT).	Design 2 – 4" Base	Design 3 – 2" Base
Utility & Delivery Truck Access & H/HS10 loading. Typical 60 psi (414 kPa) tire pressure. Single axle loadings of 18 kips (75 kN). Gross vehicle loads of 40,000 lbs (18.1 MT).	Design 3 – 2" Base	Design 3 – 2" Base
Cars & Pick-up Truck Access. Typical 45 psi (310 kPa) tire pressure. Single axle loadings of 4 kips (18 kN). Gross vehicle loads of 8,000 lbs (3.6 MT).	Design 4 – No Base	Design 4 – No Base
Trail Use. Loading for pedestrian, wheelchair, equestrian, bicycle, motorcycle and ATV traffic.	Design 4 – No Base	Design 4 – No Base

- Notes:
- This information is based on the use of GEOBLOCK 5150 manufactured by Reynolds Presto Products, Inc. All rights reserved. Any use of this information for any rigid porous paver product other than that manufactured by Reynolds Presto Products, Inc. is strictly prohibited and makes this information invalid.
 - Engineered base is a homogenous mixture consisting of open graded crushed aggregate having an AASHTO # 5 or similar designation blended with pulverized topsoil and a void component generally containing air and/or water. This homogenous mixture will promote vegetative growth and provide required structural support. The aggregate portion shall have a particle range from 9.5 mm to 25 mm (0.375 to 1.0 in) with a D50 of 13 mm (0.5 in). The percentage void-space of the aggregate portion when compacted shall be at least 30%. The pulverized topsoil portion shall equal 33% +/- of the total volume and be added and blended to produce a homogenous mixture prior to placement.
 - If required, provide a non-woven geotextile separation layer and install in accordance with Manufacturer recommendations including overlaps based on sub grade CBR.
 - Connect GEOBLOCK 5150 panels with the interlocking offset tab so that adjacent sections have horizontally level profiles.
 - Refer to the GEOBLOCK 5150 Design and Construction Overview for a complete description of the design and construction methods.

PRESTO GEOSYSTEMS STRENGTH FROM THE GROUND UP! Since 1972	PRESTO GEOSYSTEMS 670 NORTH PERKINS STREET APPLETON, WI 54914 920-738-1342 WWW.PRESTOGEO.COM
GEOBLOCK 5150 POROUS PAVEMENT SYSTEM	
GEOSYSTEMS®, PRESTO®, AND GEOBLOCK® ARE REGISTERED TRADEMARKS OF REYNOLDS CONSUMER PRODUCTS, INC.	
DATE: DECEMBER 2021	FILE NAME: GB5150B1.dwg
SCALE: NTS	SHEET 1



DESIGN 4

DESIGN 3

DESIGN 2

DESIGN 1

AAC

PZ24-12000027
06/02/2026